



XINJIANG ZHONGTAI CHEMICAL CO., LTD.

2014

2014

2014

2014 1 1 2014 12 31

www.cninfo.com.cn

www.zthx.com

..... 11

.....13

.....17

.....21

.....23

.....24

.....25

.....27

!

2014

2014		160.29	4.36%
	111.76	2.87%	132.97
8.01%	84.79	10.22%	2014
161.18	108.97		111.77
4.19			

60 /

60

60

2015 4

2015 6

60

2014 7

5,000 m³SCR

2014 7

10

PVC

52.45

55.50%

PVC

2014

2015 4 28

2001 166

2001 12 18

2006 12 8

PVC

2014 12

316.72

1,390,239,078

1.2

150

110

20



2014 5

2014 12 31 19 7

2014 8
37

2014 9

2014 9

2014 318

2014

2014

144

[2012]63

<

>

2012 -2014

2012-2014

			%
2014	36,146,216.03	350,375,975.06	10.32
2013	97,316,735.46	113,787,641.30	85.52
2012	230,868,000.00	259,272,106.41	89.04

2014

1,300

100%

20

1,000


2014

2006 2014 27

2010

2013

100kwh/T



+

PGW-Turbo

50%

108m³

0.6

30%

+ + + +

270

2014

1960

1 1- 89.86% 1672

2013

205

2014



m³

42.34%

2009 2012

2010

2011



3

GB16297-1996

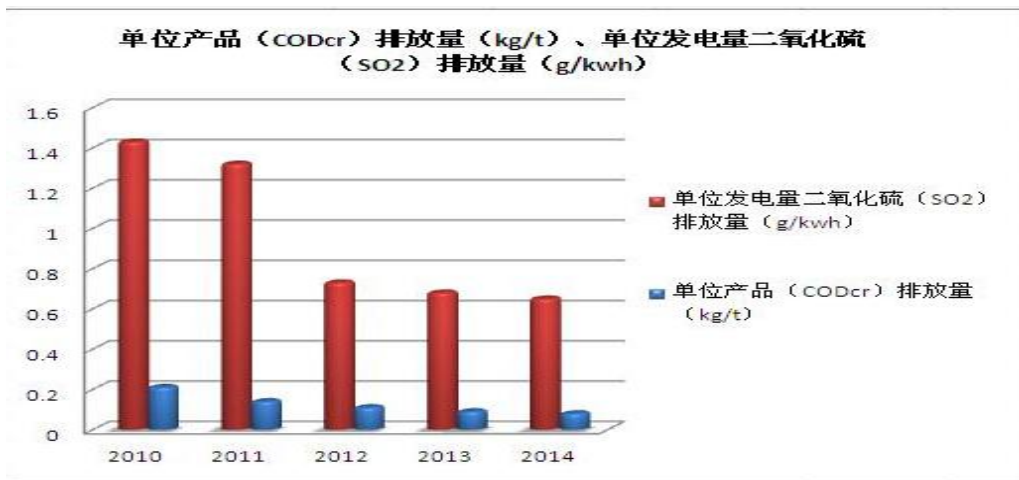
GB13223 2011

CO₂

174,584

40 m²

90%



85%

100%

2014

2008

2013-2014

8,250m³


2014

2013 50m³/h

2014

2013 4,900

2013



ISO14000

10 A

40 B

123 C

2014

20

18

2011

2014

14

2010

1,170

2013

2,000

41,401

1

2

1

54

107

2012 2013

100%



2014

- HAZOP

HAZOP

OA

100%

100%



ISO9001

2014

2014 5 28



20 PVC



2014

10

PVC

2014

